



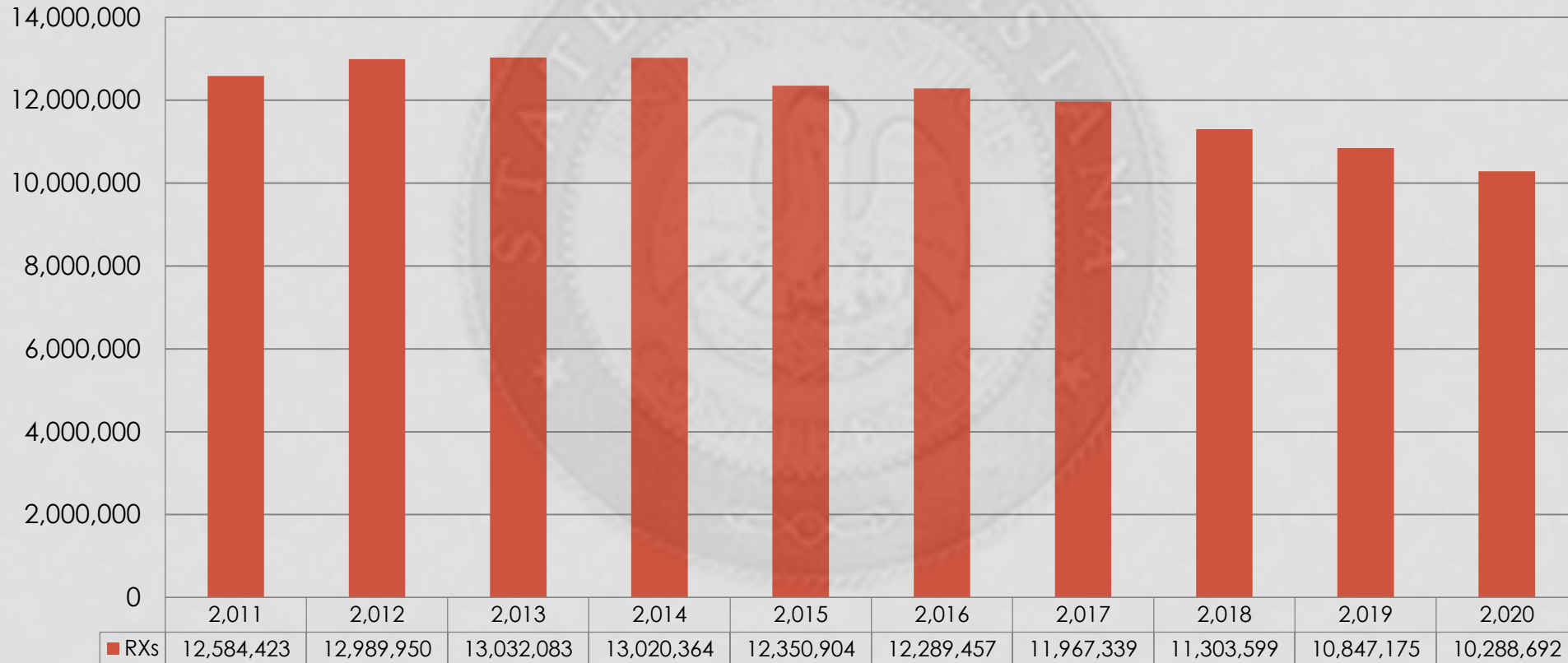
LOUISIANA
BOARD *of*
PHARMACY

PRESCRIPTION MONITORING PROGRAM (PMP)

ADVISORY COUNCIL MEETING – JANUARY 13, 2021 **(CANCELLED)**

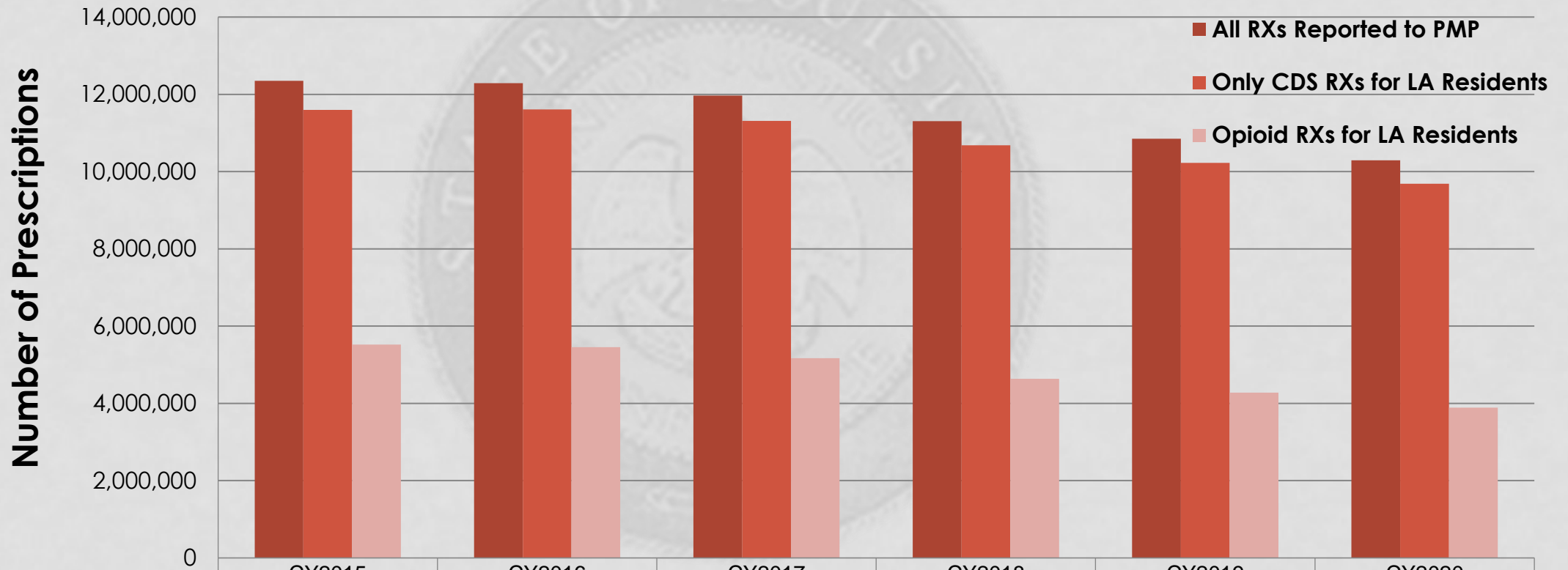
Number of Eligible Prescription Transactions Reported to the PMP

Reporting through 12/31/2020



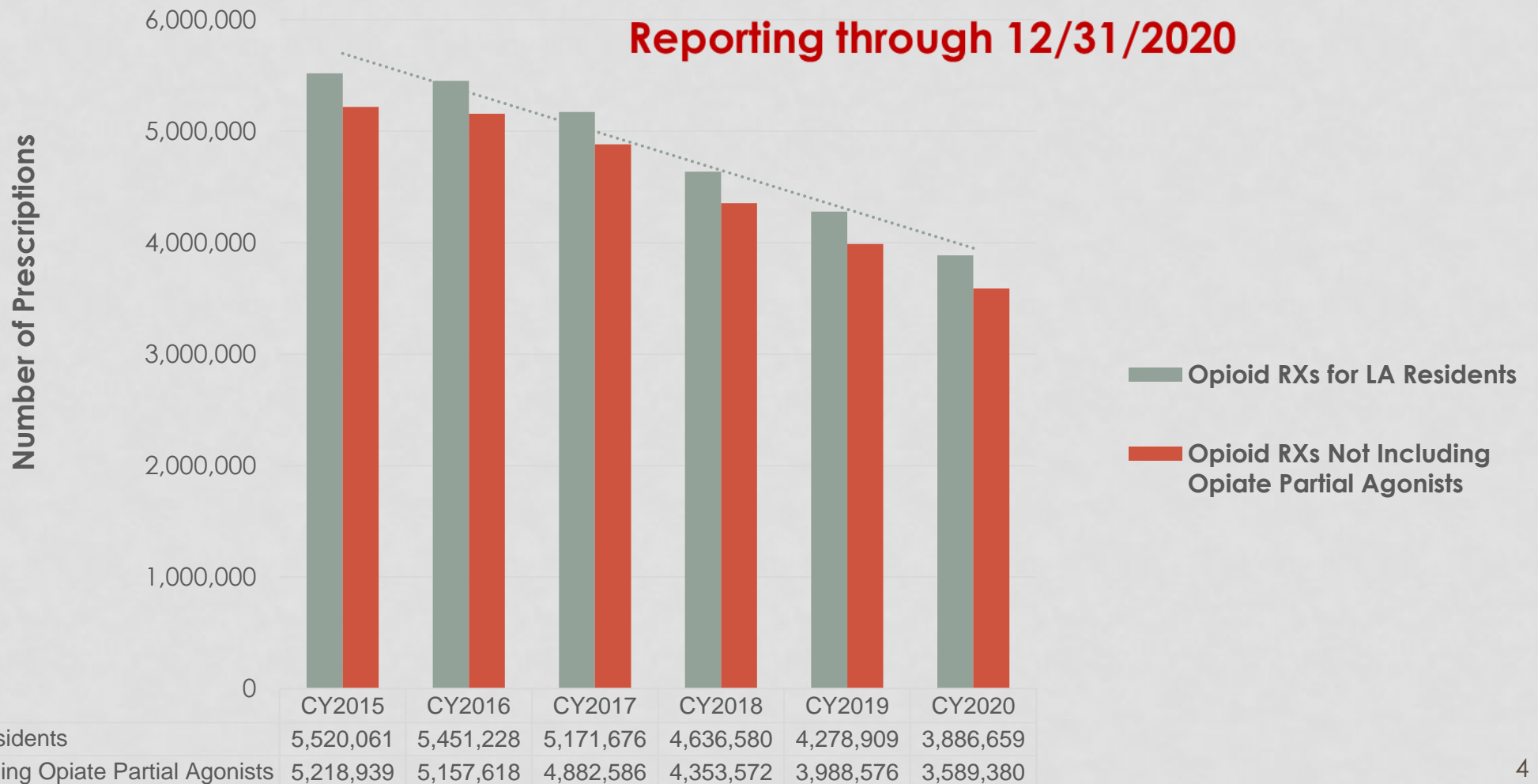
PMP Reporting Comparisons

Reporting through 12/31/2020



All RXs Reported to PMP	12,350,904	12,289,457	11,967,339	11,303,599	10,847,175	10,288,692
Only CDS RXs for LA Residents	11,595,884	11,611,045	11,308,677	10,679,449	10,222,392	9,683,654
Opioid RXs for LA Residents	5,520,061	5,451,228	5,171,676	4,636,580	4,278,909	3,886,659

Opioid Prescriptions for Louisiana Residents



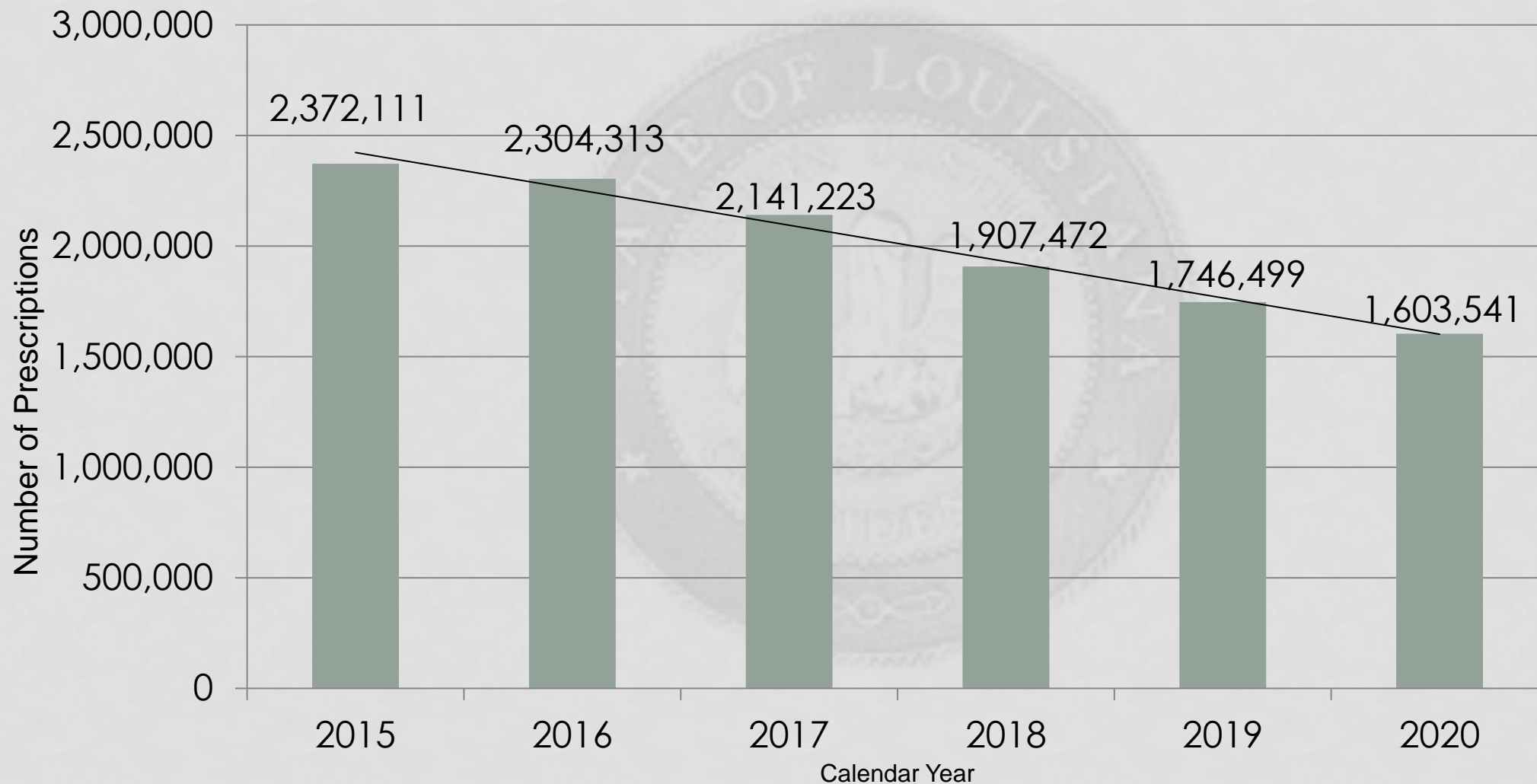
2020 Top 10 Controlled Substance Prescriptions Dispensed to Louisiana Patients by Generic Drug Name

<i>Generic Name</i>	<i>Patients</i>	<i>Prescriptions</i>	<i>Quantity</i>
HYDROCODONE BITARTRATE/ACETAMINOPHEN	576,566	1,603,541	84,231,522
DEXTROAMPHETAMINE SULF-SACCHARATE/AMPHETAMINE SULF-ASPARTATE	147,297	1,101,316	50,142,510
ALPRAZOLAM	175,859	949,808	49,725,110
TRAMADOL HCL	239,802	697,748	37,906,456
CLONAZEPAM	95,147	578,728	29,881,612
ZOLPIDEM TARTRATE	88,102	578,595	18,607,201
OXYCODONE HCL/ACETAMINOPHEN	180,267	555,048	33,856,311
LISDEXAMFETAMINE DIMESYLATE	69,869	416,421	12,630,738
LORAZEPAM	88,419	315,536	13,710,126
METHYLPHENIDATE HCL	47,447	252,562	10,878,244

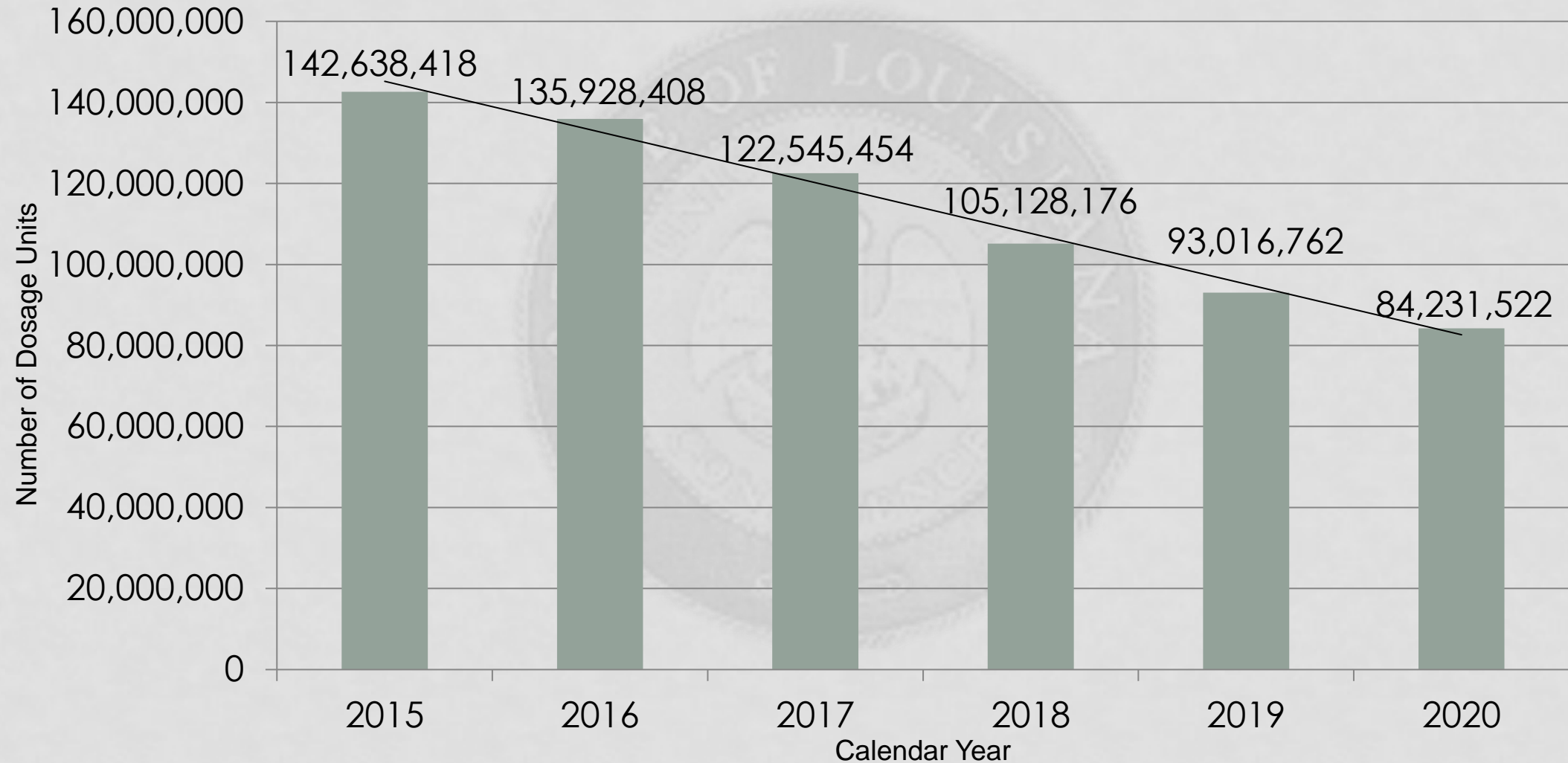
2020 Top 10 Controlled Substance Prescriptions Dispensed to Louisiana Patients by Drug Label Name

<i>Label Name</i>	<i>Patients</i>	<i>Prescriptions</i>	<i>Quantity</i>
HYDROCODONE-ACETAMINOPHEN 10-325 MG TABLET	172,666	743,278	51,690,043
TRAMADOL HCL 50 MG TABLET	238,345	683,990	37,448,245
HYDROCODONE-ACETAMINOPHEN 5-325 MG TABLET	274,742	436,293	11,649,395
ZOLPIDEM TARTRATE 10 MG TABLET	61,446	415,458	13,423,495
HYDROCODONE-ACETAMINOPHEN 7.5-325 MG TABLET	197,460	397,968	15,807,284
ALPRAZOLAM 0.5 MG TABLET	83,762	396,440	19,903,421
ALPRAZOLAM 1 MG TABLET	42,439	287,400	17,173,154
DEXTROAMP-AMPHETAMIN 30 MG TAB	34,581	274,502	15,011,752
OXYCODONE-ACETAMINOPHEN 10-325 MG TAB	60,603	271,718	20,668,443
CLONAZEPAM 0.5 MG TABLET	55,478	263,825	12,650,369

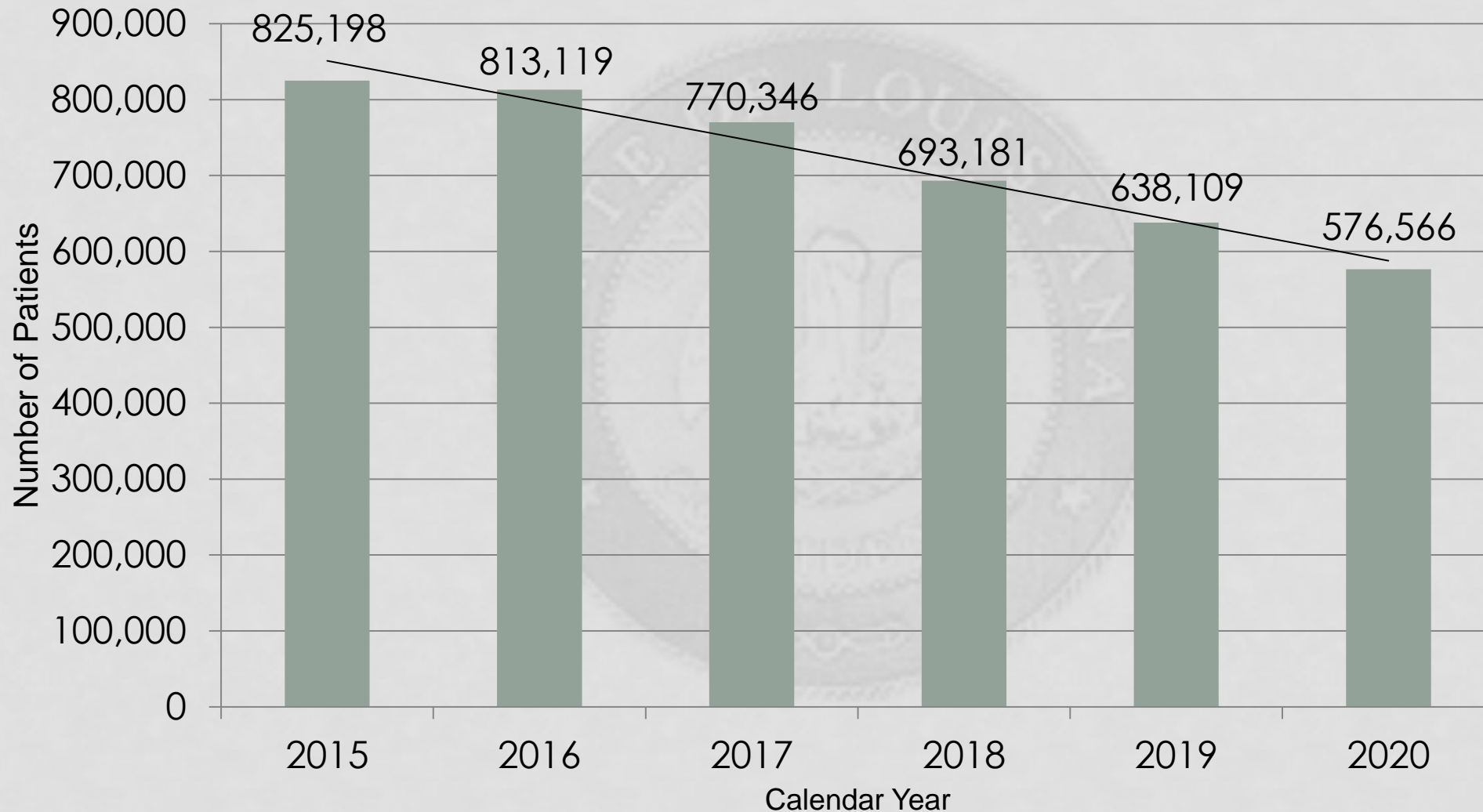
Hydrocodone /APAP Dispensing by Number of Prescriptions to Louisiana Residents



Hydrocodone /APAP Dispensing by Number of Dosage Units to Louisiana Residents



Hydrocodone /APAP Dispensing by Number of Louisiana Patients



PMP User Stats for 2020Q4 (10/01/2020 - 12/31/2020)				
PMP Healthcare Provider Role	Number of Providers <u>Eligible</u> for PMP Access (as of 12/30/2020)	Number of Providers <u>with</u> Active PMP Access Privileges (as of 12/30/2020)	Number of PMP Requests by Providers through AWARxE® During 2020Q4	Number of PMP Requests by Providers through Gateway® During 2020Q4
Physician (MD, DO)	13,380	8,853	443,852	3,711,498
Nurse Practitioner (APRN)	4,038	3,161	177,237	409,686
Dentist (DDS)	2,249	1,520	4,915	529
Physician Assistant (PA)	1,083	818	24,447	48,260
Optometrist (OD)	370	156	4	0
Podiatrist (DPM)	163	108	1,186	0
Medical Psychologist (MP)	95	88	11,431	4,599
Medical Intern/Resident	1,625	1,293	11,156	1,752
Prescriber's Delegate	NA	3,012	197,841	0
Pharmacist (PST)	9,407	4,704	899,992	1,751,008
Pharmacist's Delegate	NA	1,307	82,083	0
Totals	32,410	25,020	1,854,144	5,927,332

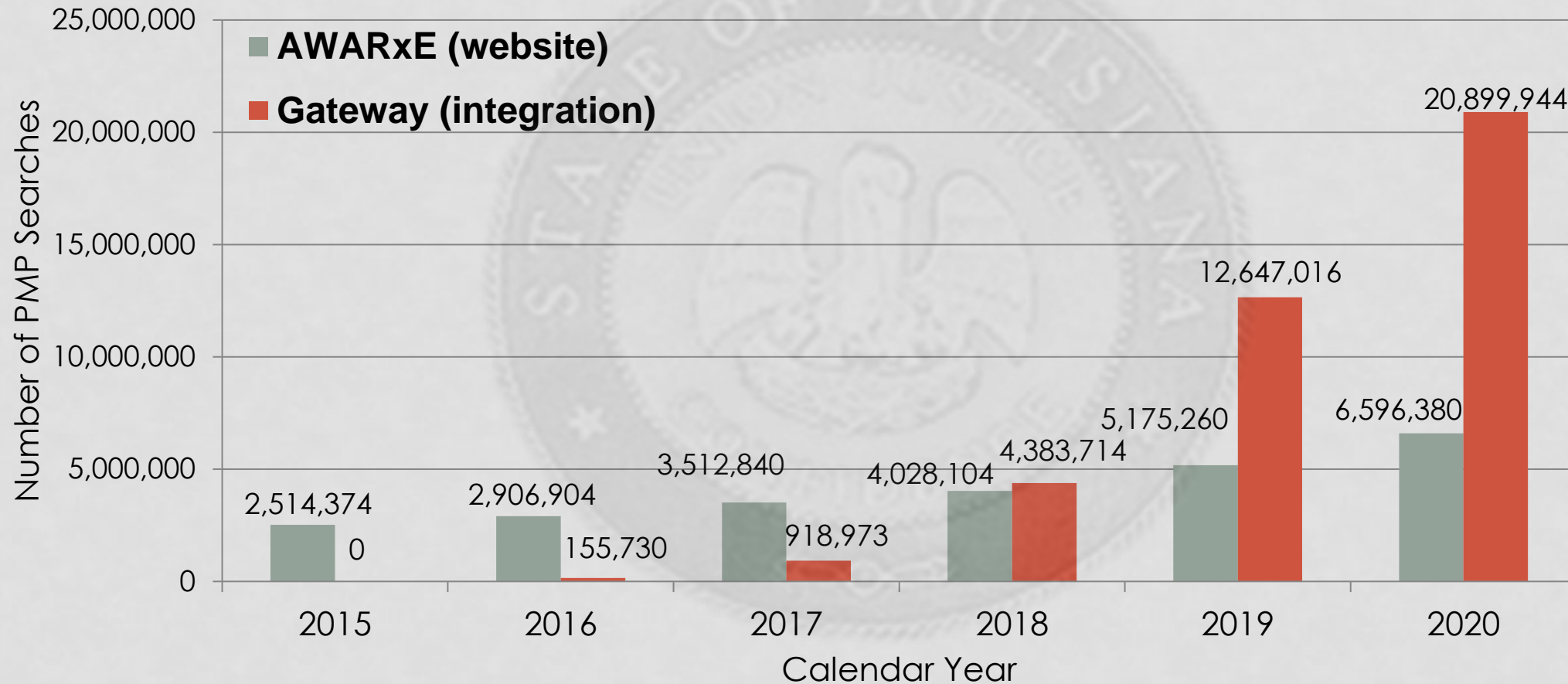
PMP User Stats for 2020Q3 (07/01/2020 - 09/30/2020)				
PMP Healthcare Provider Role	Number of Providers <u>Eligible</u> for PMP Access (as of 09/30/2020)	Number of Providers <u>with</u> Active PMP Access Privileges (as of 09/30/2020)	Number of PMP Requests by Providers through AWARxE® During 2020Q3	Number of PMP Requests by Providers through Gateway® During 2020Q3
Physician (MD, DO)	13,369	8,933	452,588	3,543,026
Nurse Practitioner (APRN)	3,986	3,096	170,679	390,678
Dentist (DDS)	2,254	1,558	5,168	471
Physician Assistant (PA)	1,057	790	22,138	37,802
Optometrist (OD)	365	156	3	0
Podiatrist (DPM)	168	112	925	0
Medical Psychologist (MP)	92	85	11,518	4,276
Medical Intern/Resident	1,682	1,308	7,274	1,497
Prescriber's Delegate	NA	2,918	206,072	0
Pharmacist (PST)	9,354	4,609	885,776	1,686,135
Pharmacist's Delegate	NA	1,250	75,886	0
Totals	32,327	24,815	1,838,027	5,663,885

PMP User Stats for 2020Q2 (04/01/2020 - 06/30/2020)				
PMP Healthcare Provider Role	Number of Providers <u>Eligible</u> for PMP Access (as of 06/30/2020)	Number of Providers <u>with</u> Active PMP Access Privileges (as of 06/30/2020)	Number of PMP Requests by Providers through AWARxE® During 2020Q2	Number of PMP Requests by Providers through Gateway® During 2020Q2
Physician (MD, DO)	13,425	8,798	403,406	2,368,679
Nurse Practitioner (APRN)	3,880	2,997	137,058	331,578
Dentist (DDS)	2,327	1,551	4,489	388
Physician Assistant (PA)	1,030	766	19,460	32,194
Optometrist (OD)	363	153	5	0
Podiatrist (DPM)	167	109	619	0
Medical Psychologist (MP)	93	86	7,090	3,302
Medical Intern/Resident	1,211	1,145	6,163	1,415
Prescriber's Delegate	NA	2,851	185,906	0
Pharmacist (PST)	9,147	4,448	690,478	1,513,016
Pharmacist's Delegate	NA	1,171	60,637	0
Totals	31,643	24,075	1,515,311	4,250,572

PMP User Stats for 2020Q1 (01/01/2020 - 03/31/2020)				
PMP Healthcare Provider Role	Number of Providers <u>Eligible</u> for PMP Access (as of 04/30/2020)	Number of Providers <u>with</u> Active PMP Access Privileges (as of 04/30/2020)	Number of PMP Requests by Providers through AWARxE® During 2020Q1	Number of PMP Requests by Providers through Gateway® During 2020Q1
Physician (MD, DO)	13,256	8,787	432,010	2,909,780
Nurse Practitioner (APRN)	3,816	2,962	125,520	411,263
Dentist (DDS)	2,272	1,552	5,694	634
Physician Assistant (PA)	1,014	765	22,884	50,595
Optometrist (OD)	359	154	10	0
Podiatrist (DPM)	164	110	481	0
Medical Psychologist (MP)	93	86	6,613	0
Medical Intern/Resident	1,206	1,128	6,122	0
Prescriber's Delegate	NA	2,790	207,340	0
Pharmacist (PST)	9,098	4,411	529,249	1,685,883
Pharmacist's Delegate	NA	1,116	52,975	0
Totals	31,278	23,861	1,388,898	5,058,155

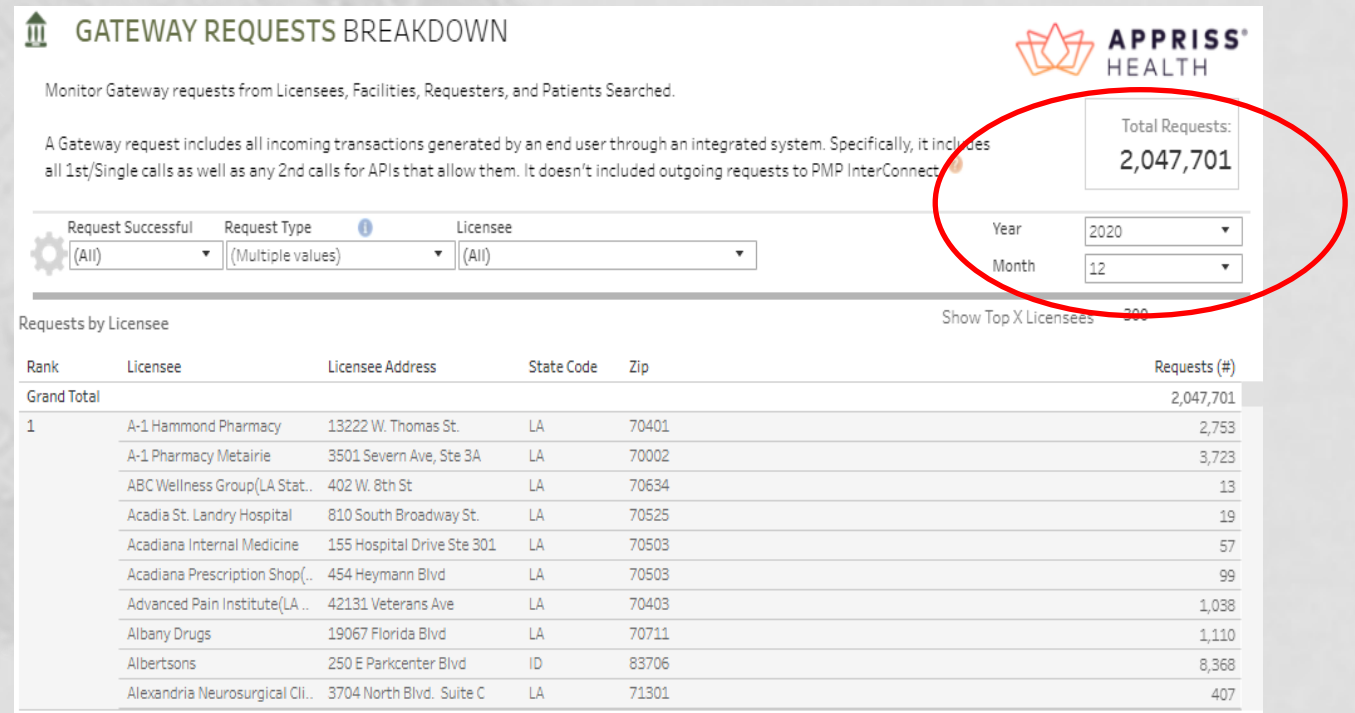
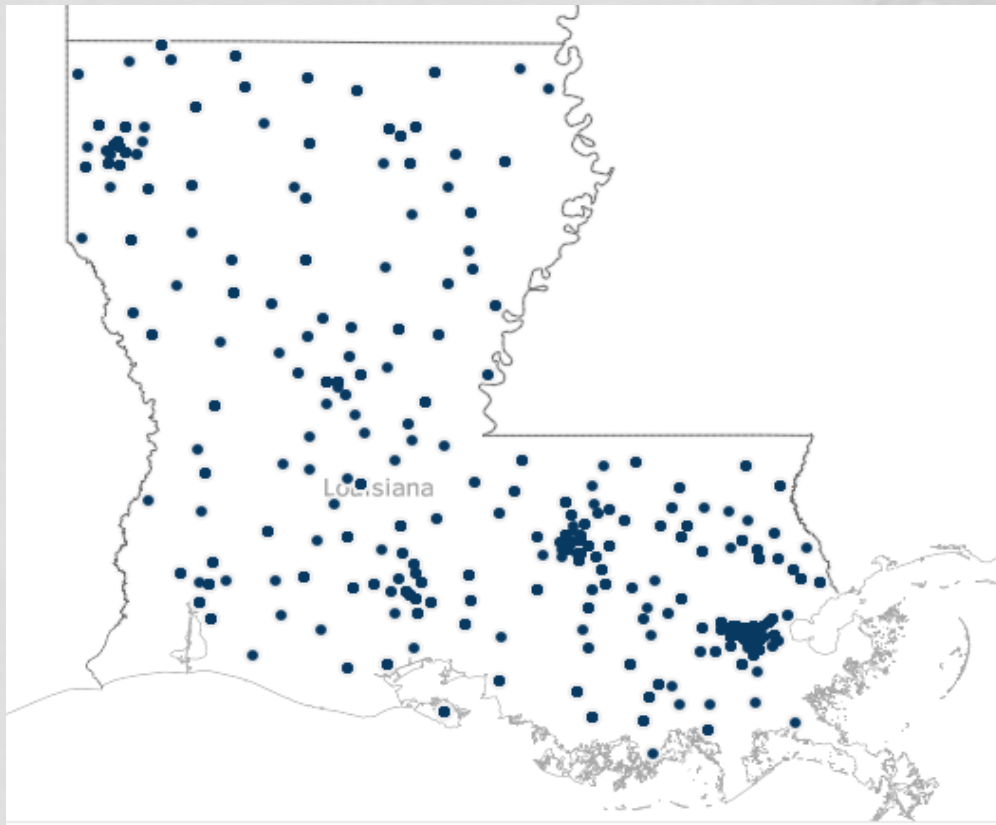
Louisiana Prescriber & Pharmacist Searches through AWAxR® and Gateway®

(Ending 12/31/2020)



PMP Statewide Integration Project through Gateway®

As of January 1, 2021, the Louisiana PMP is interoperable with **236 licensees** (EHRs and pharmacy management systems) across the state. The **236 licensees** represent more than **1,962 facilities** in Louisiana and are responsible for **2,047,701 PMP requests** in the month of **December 2020**.



PMP Interstate Data Sharing through PMP InterConnect®

As of December 31, 2020, the Louisiana PMP is sharing with 33 PMPs (1 federal district, 1 territory, 1 federal jurisdiction, and 30 states).

Alabama	Alaska	Arizona
Arkansas	Connecticut	Delaware
D.C.	Florida	Georgia
Idaho	Indiana	Iowa
Kansas	Maine	Massachusetts
MHS-DOD	Michigan	Minnesota
Mississippi	Montana	Nevada
New Mexico	North Carolina	North Dakota
Oklahoma	Pennsylvania	Puerto Rico
South Carolina	South Dakota	Tennessee
Texas	Virginia	West Virginia

Law Enforcement, Prosecutorial Officials, and Specialty Court PMP Requests

Requests through 12/31/2020



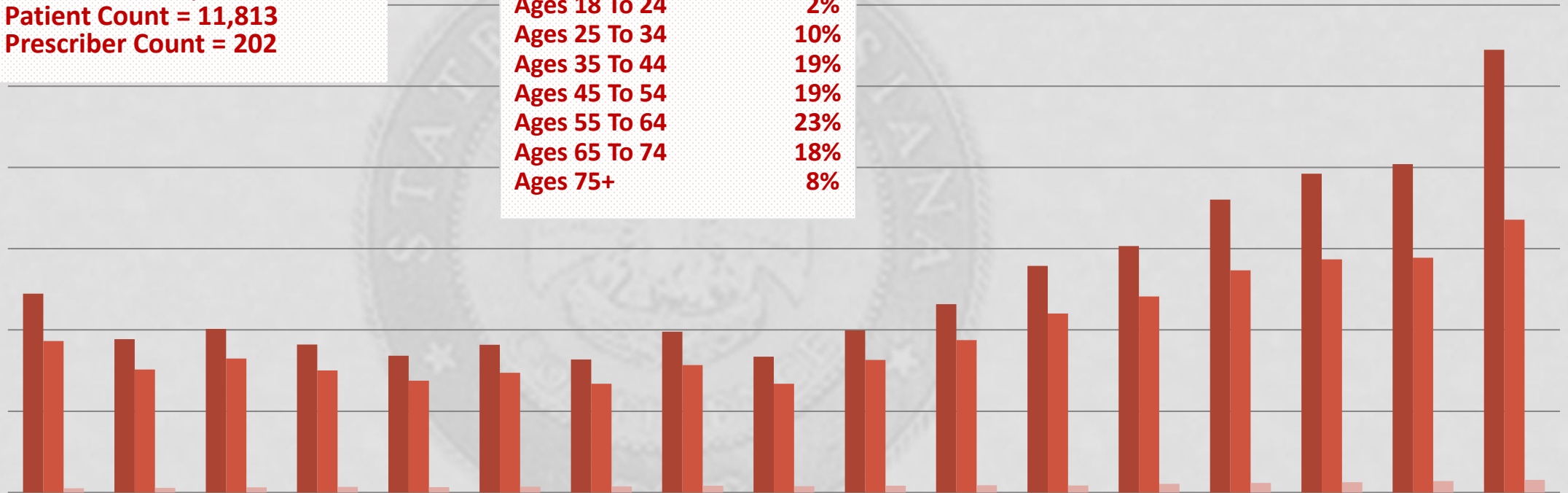
Therapeutic Marijuana (TM) Dispensing

Reporting through 12/31/2020

Total Prescription Count = 44,099
 Total Unique Patient Count = 11,813
 Total Unique Prescriber Count = 202

Patient Count Percentage
 by Age Band

Ages 1 To 17 1%
 Ages 18 To 24 2%
 Ages 25 To 34 10%
 Ages 35 To 44 19%
 Ages 45 To 54 19%
 Ages 55 To 64 23%
 Ages 65 To 74 18%
 Ages 75+ 8%



	Aug-19	Sep-19	Oct-19	Nov-19	Dec-19	Jan-20	Feb-20	Mar-20	Apr-20	May-20	Jun-20	Jul-20	Aug-20	Sep-20	Oct-20	Nov-20	Dec-20
RX Count	2,447	1,886	2,012	1,821	1,683	1,818	1,637	1,977	1,671	1,995	2,318	2,787	3,033	3,603	3,922	4,040	5,449
Patient Count	1,864	1,512	1,647	1,502	1,375	1,473	1,337	1,568	1,339	1,630	1,876	2,202	2,412	2,734	2,868	2,889	3,358
Prescriber Count	51	57	62	67	66	72	73	81	77	81	88	85	104	117	126	141	155

TM Patient Count by Patient Postal Code

